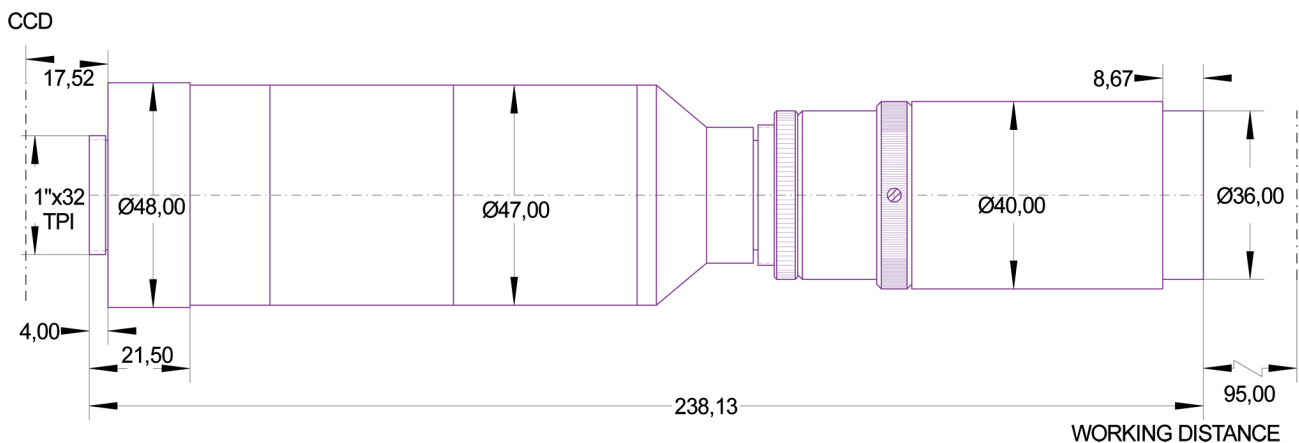



DATA SHEET

S5LPJ0423/216

Correctal® TL/3.5
telecentric lens
with c-mount



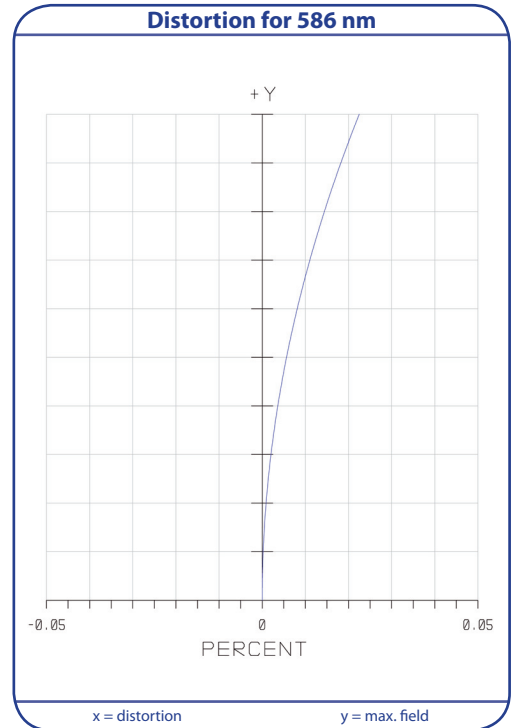
outline drawing

other adapter on special request

S5LPJ0423/216

Correctal® TL/3.5 telecentric lens with c-mount

Specifications	
part number	S5LPJ0423/216
magnification (+/-5%)	3.5
working distance [mm] (+/-2%)	95.0
max. object size [mm] at a chip size of [mm]	1.8 x 1.3 6.4 x 4.8 (1/2")
distorsion [%]	<0.05
max. object size [mm] at a chip size of [mm]	2.0 x 1.5 7.2 x 5.3 (1/1.8")
distorsion [%]	<0.05
max. object size [mm] at a chip size of [mm]	2.5 x 1.8 8.8 x 6.6 (2/3")
distorsion [%]	<0.05
max. object size [mm] at a chip size of [mm]	3.1 x 2.5 10.9 x 8.8 (1")
distorsion [%]	<0.05
numerical aperture	0.09
max. outside-Ø [mm]	48.0
length [mm]	234.2
weight [kg]	0.45



T.. Tangential

MTF for various object heights

S.. Sagittal

